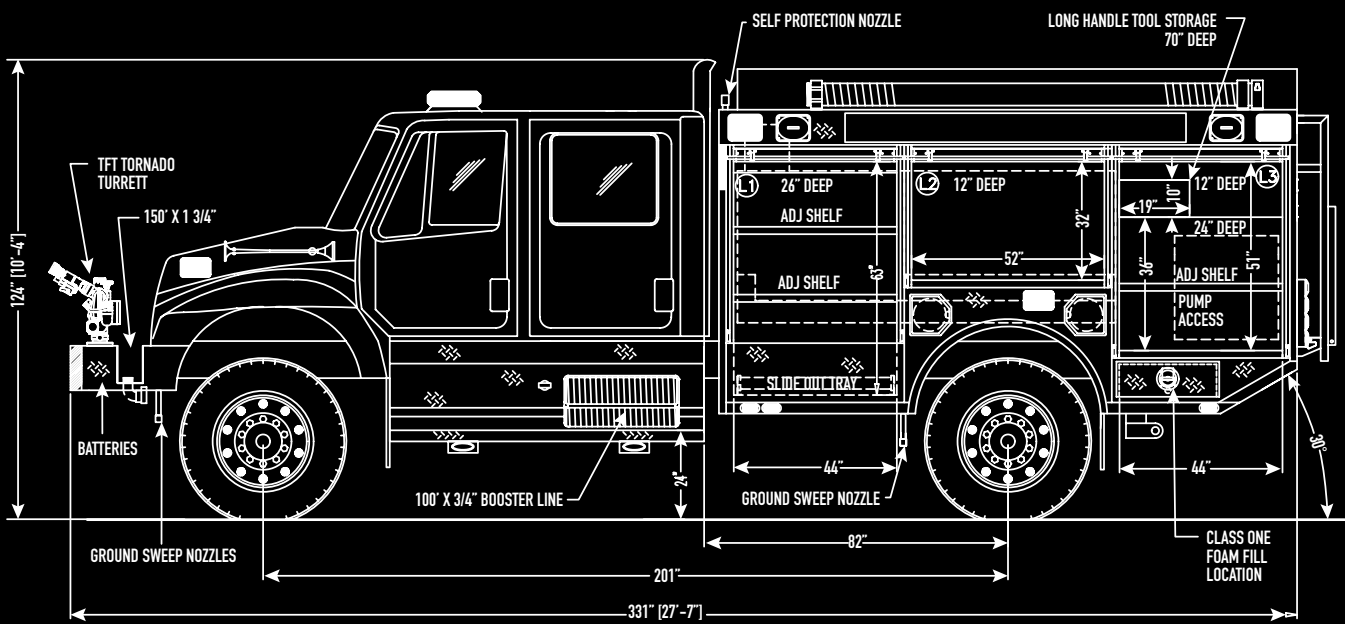
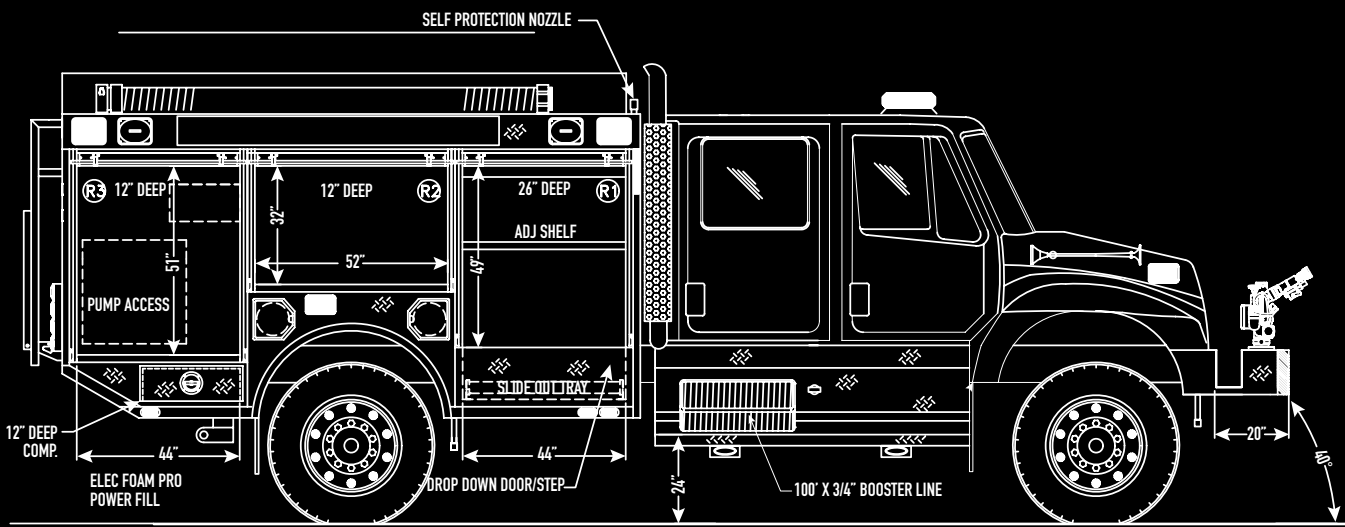
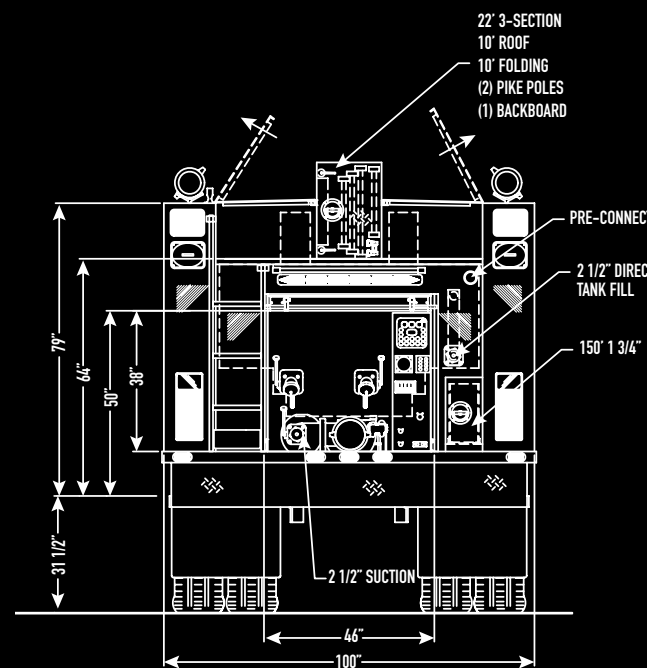


TIMBERWOLF SPECS



BEST-IN-CLASS FEATURES

- Great for Wildland and Urban Interface
- Design Construction for extreme-duty Applications
- Superior Pumping Capability with High-Flow, High-Pressure, and Foam Applications
- User-Friendly Design with Simple-To-Operate Pump Controls
- Rescue Style Body with Numerous Configurations for Equipment Storage



TIMBERWOLF

URBAN INTERFACE VEHICLE

WWW.ROSENBAUERAMERICA.COM



ROSENBAUER GROUP @ROSYFIRE ROSENBAUERFIRE ROSENBAUERUS

Rosenbauer South Dakota, LLC
100 Third Street
Lyons, SD 57041
605.543.5591

Rosenbauer Motors, LLC
5190 260th Street
Wyoming, MN 55092
651.462.1000

Rosenbauer Minnesota, LLC
5181 260th Street
Wyoming, MN 55092
651.462.1000

Rosenbauer Aerials, LLC
870 S Broad Street
Fremont, NE 68025
402.721.7622

ROSENBAUERAMERICA.COM | INFO@ROSENBAUERAMERICA.COM



CONTRACT #022818 | ROSENBAUER AMERICA, LLC
DBA ROSENBAUER SOUTH DAKOTA, LLC & ROSENBAUER MINNESOTA, LLC

FRONT TURRET AND CONTROL CONSOLE WITH JOY STICK

Easy-to-operate turret joy stick control within comfortable reach of the driver.



TRUCK PROTECTION NOZZLES

Nozzles are provided in front of the front wheels, rear wheels, and above roof line for overhead protection.



TILT-TABLE TESTED FOR OFF-ROAD STABILITY

Tested at 30 degrees fully loaded.



FRONT BUMPER WITH CROSSLAY HOSEBED

1-1/2" front bumper pre-connect hose tray for 150' of 1-3/4" hose.



ROSENBAUER SAFE STEP

Lower door panel folds down to provide safe access to upper compartment storage area.



REAR DISCHARGE OUTLET

Preconnected discharge outlet with removable hose tray for 200' x 1-3/4" hose and nozzle.



STORAGE COMPARTMENT

Optional storage compartment recessed in cab step.



BOOSTER REEL

High-pressure booster reel recessed behind cab step.



TIMBERWOLF

URBAN INTERFACE VEHICLE

TYPE 1 (CLASS A) RATED PUMPER

Function and design of a Type 3 Wildland truck



ROSENBAUER FIX-MIX FOAM SYSTEM

Rosenbauer Fix-Mix foam system that delivers CAFS-like foam at an affordable price.

- Choice of International or Freightliner 4x4 Chassis with 2 or 4 Door Cab Options
- Exclusive Rosenbauer NH Pump Pump-and-Roll with Normal and High Pressure Output
- Variety of Foam Systems Available
- Pump Controls Designed for Easy Operation, Including Operator's Control Console in Cab
- Best-in-Class Pump-and-Roll, Forward and Reverse
- Front Bumper Turret and Ground Sweep Nozzles
- EXT Heavy-Duty Extruded Aluminum Body Construction with Lifetime Transferable Warranty
- Full Height, Full Width Rescue Style Body Compartments
- Water Tank up to 750 Gallons

PUMP AND CONTROLS

Exclusive Rosenbauer NH PTO driven pump: 1250 GPM at 150 PSI while simultaneously pumping 100 GPM at 600 PSI. Pump-and-roll in forward and reverse.



ROSENBAUER LOGIC CONTROL SYSTEM (LCS)

Simplistic, easy-to-operate pump controls in cab on center control console and on rear pump operator's panel.

FLEXIBLE EQUIPMENT STORAGE

Rescue-style full-height and depth compartments provide flexibility in equipment storage. Exclusive heavy-duty extruded aluminum body with LIFETIME TRANSFERABLE STRUCTURAL WARRANTY.



ROUGH OFF-ROAD TERRAIN

Capable of performing in the most rugged conditions.

