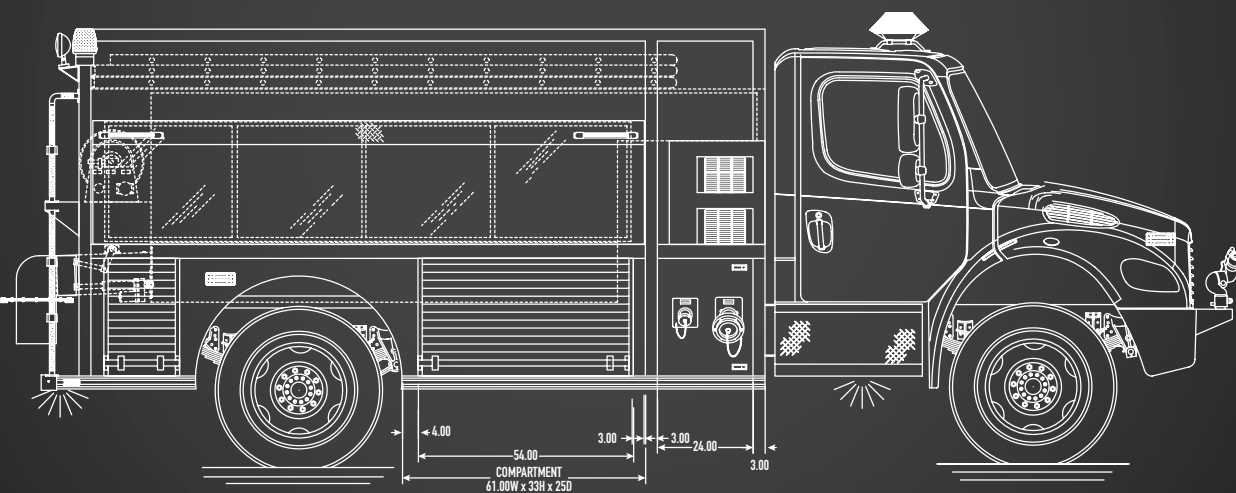
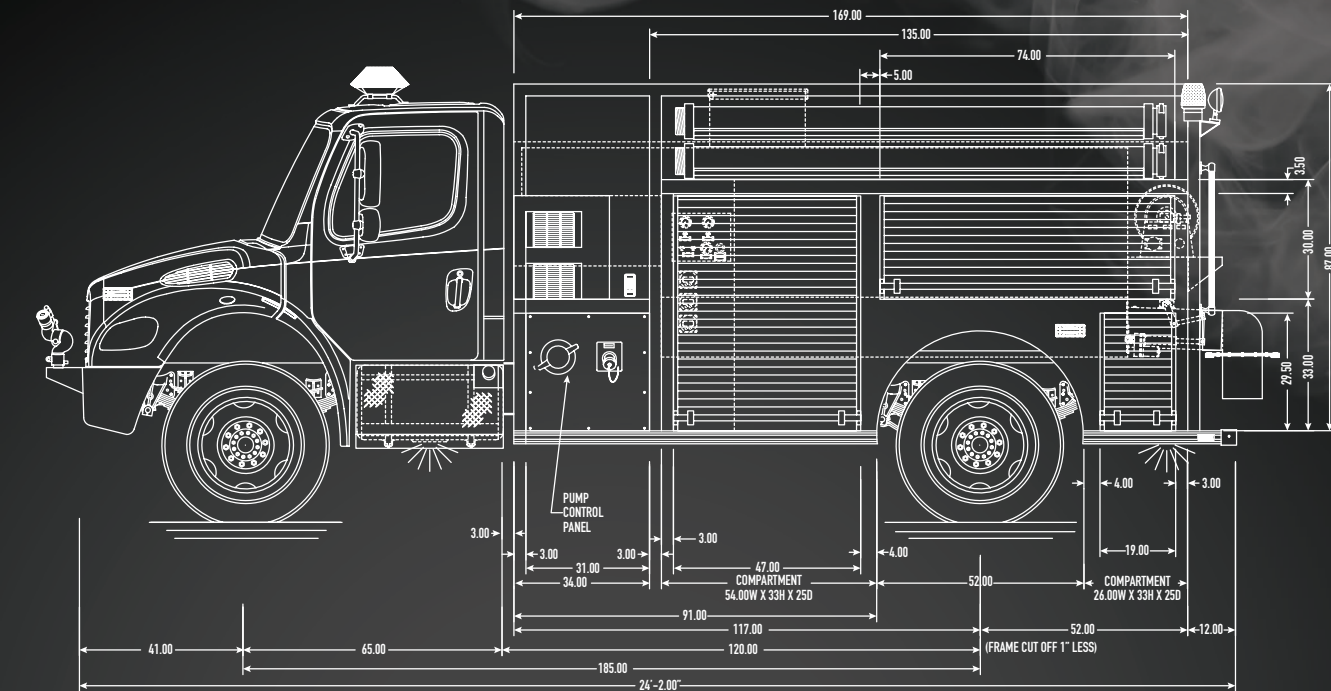


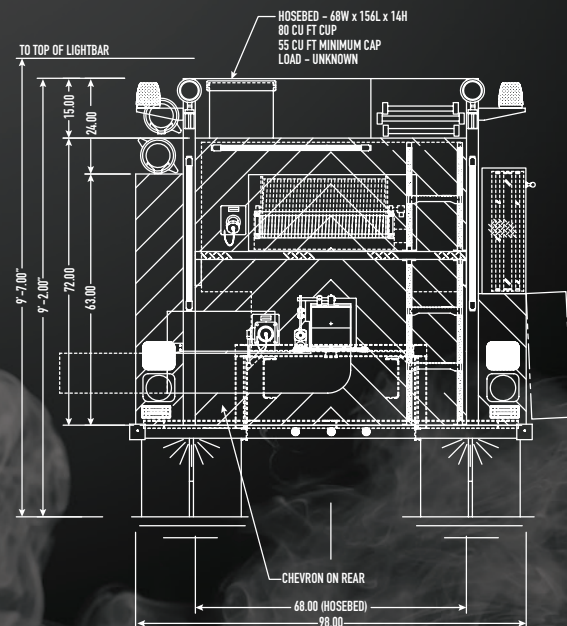
MAVERICK SPECS



BEST-IN-CLASS PERFORMANCE

- Great for areas without hydrants
- Pump-and-roll capabilities
- Great for drafting
- Carries extra water
- Excellent automatic priming

FOUR WHEEL DRIVE CHASSIS AVAILABLE



DISCOVER INNOVATION. EXPERIENCE TECHNOLOGY.

ROSENBAUERAMERICA.COM

INFO@ROSENBAUERAMERICA.COM

ROSENBAUER GROUP

@ROSYFIRE

ROSENBAUERFIRE

Rosenbauer South Dakota, LLC
100 Third Street; Lyons, SD 57041
605.543.5591

Rosenbauer Minnesota, LLC
5181 260th Street; Wyoming, MN 55092
651.462.1000

Rosenbauer Motors, LLC
5190 260th Street; Wyoming, MN 55092
651.462.1000

Rosenbauer Aerials, LLC
870 S Broad Street; Fremont, NE 68025
402.721.7622



SOUTH DAKOTA, LLC. #011714-RSD | MINNESOTA, LLC. #011714-RMN

MAVERICK



MAVERICK

RURAL/URBAN PUMPER TANKER

WWW.ROSENBAUERAMERICA.COM




SWIVEL STYLE DUMP VALVE EXTENSION

With a 180-degree swivel off the rear, it provides flexibility when off-loading water. The extension meets NFPA requirements.



GALVANIZED SUBFRAME

The Maverick's galvanized subframe resists corrosion, is durable enough for off-road use, and has a long life.



HIGH GROUND CLEARANCE (PUMP DOES NOT HANG BELOW RAILS)

The pump's high ground clearance prevents damage from road conditions and keeps it from getting hung-up in uneven terrain.



ENGAGE/DISENGAGE PUMP ON THE GO WITH SAFETY CUT-OUT

The cut-out provision prevents pump damage. It's great for pump-and-roll operations on large grass fires.



LOW CROSSLAYS WITH REMOVABLE TRAYS

The crosslays are easy to deploy, and the trays are easy to remove for ground level reloading. Personnel do not need to climb on top of the truck, which reduces injuries.



LARGE TANK SIZES - UP TO 2000 GALLONS AVAILABLE

The Maverick's tank is large enough for initial attack until other supply units arrive. Made of corrosion-free polypropylene, the tank can also support other apparatus with water.



MAVERICK

RURAL/URBAN PUMPER TANKER

- Short Wheel Base Chassis - 186" Axle To Axle
- 1250 GPM PTO Driven Pump
- Rosenbauer NH Pump with Pump-and-Roll
- Aluminum Body with Galvanized Subframe
- Automatic Primer, Rosenbauer Exclusive
- Swivel Style Dump Valve Extension
- Large Tank Sizes - Up to 2000 Gallons Available
- Rosenbauer High Pressure Foam System
- Other Pumps Available



PUMP-AND-ROLL/NH SERIES PUMP

The pump-and-roll is perfect for grass and brush fires and expands the use of the truck. With up to 100 GPM at 100 PSI at 0-10 mph in forward or reverse, the NH series is the best pump-and-roll pump in its class.



SHORT WHEEL BASE CHASSIS

The 'Maverick' chassis is 186" axle-to-axle with excellent maneuverability.

AUTOMATIC PRIMER, ROSENBAUER - EXCLUSIVE

The hands-free automatic primer allows the operator to assist with other tasks, and it can run for extended periods without causing damage or draining the battery. This unit automatically re-primers if the prime is lost.




UP TO 1250 GPM

The Maverick has good ISO points and enough capacity for many structure fires.

PTO DRIVEN PUMP

This lightweight, easy to engage pump has no gear clashing and is compact and easy to service. The maintenance-free mechanical seal also reduces service cost. In less than 1 hour, the pump can be completely removed from the truck.



LARGE COMPARTMENTATION - 1/8" ALUMINUM BODY

With 104 cubic feet of storage space, the Maverick can carry all required equipment and none of the space is used by pump controls. The long-life, lightweight aluminum body is resistant to corrosion.

