

COBRA™ AERIALS

COBRA™ AERIALS

ROSENBAUER COBRA™ REAR-MOUNT
AND MID-MOUNT PLATFORMS

WWW.ROSENBAUERAMERICA.COM

 **rosenbauer**

ROSENBAUER COBRA™ AERIALS

SMART AERIALS

THE BEST TECHNOLOGY TO FIGHT FIRES

Rosenbauer's Smart Aerials, standard for all of our Cobra™ platforms, provide unmatched features that enhance the safety and performance of the Rosenbauer Cobra™. The programmable logic control operating system uses absolute encoders and linear leveling systems to monitor all functions continuously, offering maximum safety.



REMOTE OPERATIONS

Our wireless remote both transmits and receives information, giving the operator continuous readings on the aerial's extension, retraction, rotation, elevation, aerial load, and more. Lit for night-time operation and functional up to 500 feet away, our wireless radio remote is the safest and most intuitive in the industry.




AERIAL COMMAND SEAT (ACS)

Comfortably operate and monitor all aerial functions with ease from the aerial command seat. For cooler climates, a heated seat is available.



SINGLE JOYSTICK OPERATION

Smooth operation is ensured with electric-over-hydraulic controls, eliminating ladder whip. Available on control pedestal and the aerial command seat.



COMMAND PEDESTAL

The aerial SMART control system is comprised of the soft-touch joystick, and the SMART screen combination is the standard configuration.



PLATFORM COLLISION PROTECTION

Ultrasonic sensors detect objects the platform could come into contact with and stops the aerial to prevent damage to your truck.



AUTOBEDDING

A momentary autobedding switch automatically beds the aerial when it's within 20 degrees left or right of the ladder bed, less than 20 percent extended and less than 20 degrees elevated.



AERIAL CONTROL SCREEN

The SMART screen shows the operator real time information including but not limited to aerial information/functions, outrigger placement and aerial operational parameters, flow control, and engine diagnostics.



COLLISION CONTROL

The Cobra™'s advanced CAN-Bus electronic system not only prevents the aerial from damaging the cab and body but also any additional items protruding off the cab and body, including but not limited to lights, air conditioners, and reels.



THE SAFEST SHORT JACKING POSSIBLE

The Rosenbauer SMART Aerial system uses sensors and electronics to allow operation on the short jack side, which prevents maneuvering to an unsafe position. The envelope control system monitors ground pressure at all times, allowing safe aerial operations even when the stabilizers can't be fully deployed in narrow or congested streets and alleys.



ROSENBAUER COBRA™ AERIALS

SMART AERIALS



**GALVANIZED HDG RAIL
SECTION**


- ◆ Standard HDG outriggers and torque box
- ◆ Electric over hydraulic outriggers controls



STURDY STEEL CONSTRUCTION

Aerials come in one of two ways: hot-dip galvanized steel or painted steel. Hot-dip galvanized steel gives maximum protection against corrosion, making your aerial virtually maintenance free. We dip the entire aerial section and coat the tubing inside and out. Painted steel aerials have great appearance and strength. Either way, you get great value.

All of our aerials are built with 70k and 100k material.



BUILT TO LAST

As aerials are a major investment, Rosenbauer designs for dependability, longevity, and serviceability. From the standard hot-dip galvanized torque tube and outriggers which prevent corrosion in hidden areas, and optimal galvanized ladder sections for the ultimate in corrosion protection; to the three-piece swivel for ease of service, Rosenbauer aerials are engineered and tested to stay in service for many years to come.



THIRD-PARTY TESTING

All of our aerials must undergo testing by an independent third-party testing company to ensure you get the safest piece of equipment possible.



AERIAL FINISH OPTIONS

- Painted Full Aerial
- Hot Dip Galvanized Full Aerial
- Painted - Hot Dip Galvanized Full Aerial
- Galvanized Painted Base with Galvanized only Sections



THREE-PIECE SWIVEL

Our durable, modular design enhances serviceability of your aerial. Reducing costly swivel repairs and allowing quick turn around to keep your truck in service.



ROSENBAUER COBRA™ AERIALS

SMART AERIALS

POWER OF PERFORMANCE

For maximum reach and capacity, make it a Rosenbauer Cobra™ Rear-Mount platform. For a lower profile and better overhead clearance, choose the Rosenbauer Cobra™ Mid-Mount platform. Both Rosenbauer Cobra™ platforms are ideal for rescues where there's not a lot of room to maneuver. They get you to hard-to-reach places with ease and put the power of performance at your fingertips.



COBRA PERFORMANCE

LADDER REACH	75'-104' Vertical Reach	APPARATUS BODY	FX, EXT, CT, FL
PAYLOAD CAPACITY	1000 lbs. Dry	WATER TANK	Up to 500 Gallons
WIND RATING	50 MPH Unrestricted	FIRE PUMP	Flow Rates up to 2000 GPM
ICE RATING	1/4"	AERIAL CONTROLS	Rosenbauer Smart Controls; standard pedestal, or ACS
BELOW GRADE OPERATIONS	-12°	STABILIZER	2 Front/2 Rear 15'6" - 17'6" Jack Spread



PLATFORM OPTIONS

Rosenbauer Cobra™ platforms are available in the following configurations:

REAR-MOUNT

- Three-section: 85-foot
- Three-section: 101-foot
- Four-section: 104-foot

MID-MOUNT

- Four-section: 75-foot
- Four-section: 75-foot Single Axle
- Five-section: 88-foot
- Five-section: 100-foot

EASY ACCESS

Twin double-acting lift cylinders provide -12 to +75 degrees of aerial operation and easy access for firefighters.



EXPECT THE BEST

At Rosenbauer, technology and design, as well as our forward thinking, are setting the industry standard for keeping firefighters safe. That way, you can focus on doing your job.



SIDE STACK HOSEBED

Standard hosebed allows for 1,000 feet of rubberized 5-inch intake hose in an easy-to-deploy storage solution.



RUNG LIGHTING AT NIGHT

LED rung lighting provides maximum lighting with minimal amp draws.



EZ LOAD™ HOSEBED

Rosenbauer's exclusive EZ Load Hosebed simply lowers off the side of the apparatus for easy access to the well. The EZ Load Hosebed™ stores up to 1,500 feet of rubberized 5-inch intake hose.



LADDER STORAGE OPTIONS

Your entire NFPA ladder complement in the torque box. Easy to access and easy on the crew.



EZ CLIMB™

This exclusive technology makes boarding the fire truck as easy as climbing the stairs, and it's safer for firefighters.



ROSENBAUER COBRA™ AERIALS


SMART AERIALS



ROSENBAUERAMERICA.COM

INFO@ROSENBAUERAMERICA.COM

 ROSENBAUER GROUP

 @ROSYFIRE

 ROSENBAUERFIRE

Rosenbauer South Dakota, LLC
100 Third Stree; Lyons, SD 57041
605.543.5591

Rosenbauer Minnesota, LLC
5181 260th Street; Wyoming, MN 55092
651.462.1000

Rosenbauer Motors, LLC
5190 260th Street; Wyoming, MN 55092
651.462.1000

Rosenbauer Aerials, LLC
870 S Broad Street; Fremont, NE 68025
402.721.7622



SOUTH DAKOTA, LLC. #011714-RSD | MINNESOTA, LLC. #011714-RMN